



**N E M O**  
"Preserving Life and Property"

***“Reducing the threats from  
Climate Change, Disaster  
Preparedness begins with  
YOU”.***

National Emergency Management Organization  
Melhado Parade, Belmopan  
BELIZE

# NEMO - Vision/Mission

- **Vision:** *To help develop a society that is fully prepared and can respond effectively to the impacts of both natural and technological hazards utilizing the principles of Comprehensive Disaster Management (CDM).*
- **Mission:** *To preserve life and property in the event of an emergency and to mitigate the impact on the country and its people.*

# Disaster Management Cycle

## Preparedness

- Develop Plans
- Public awareness & education
- Simulation exercises

## Response

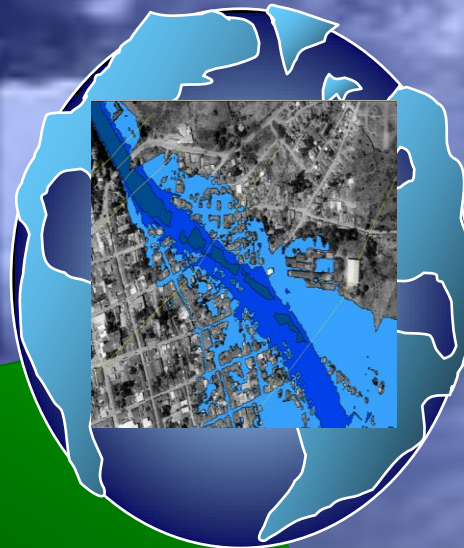
- Activation of EOC
- Mobilize Resources
- Management/coordination

## Recovery

- Damage assessment and Needs Analysis
- Prioritize recovery
- Financing recovery & restoration

## Disaster Manage/ Mitigation

- Risk & Hazard Analysis
- Assessing vulnerable communities
- Developing risk reduction - long term





# NEMO – Emergency Response Levels

1 st Level: **National**

NEMO Executive

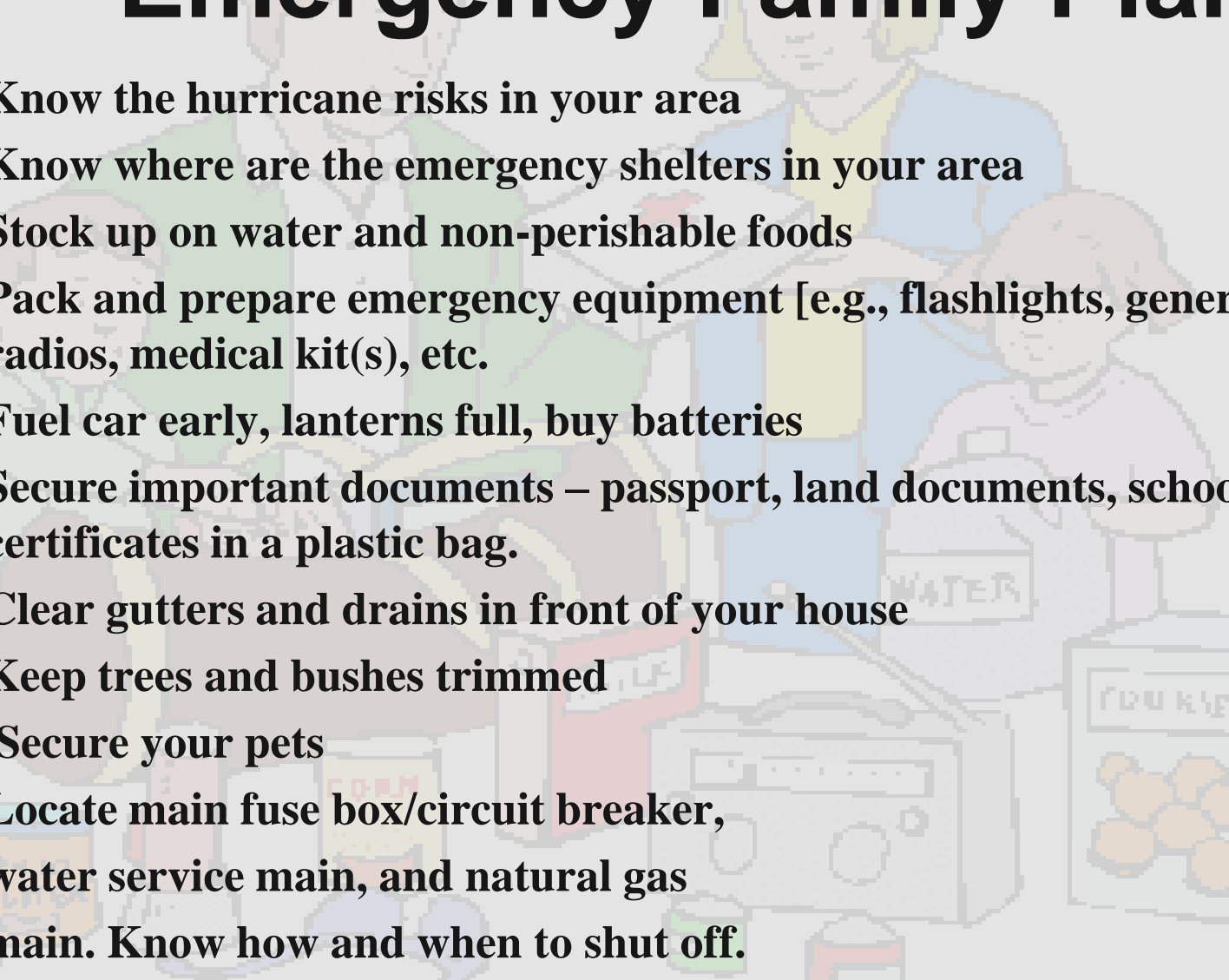
2 nd Level: **District** -  
includes Belmopan,  
Belize City & San Pedro

3 rd Level: **Village** or  
community level

**YOU**

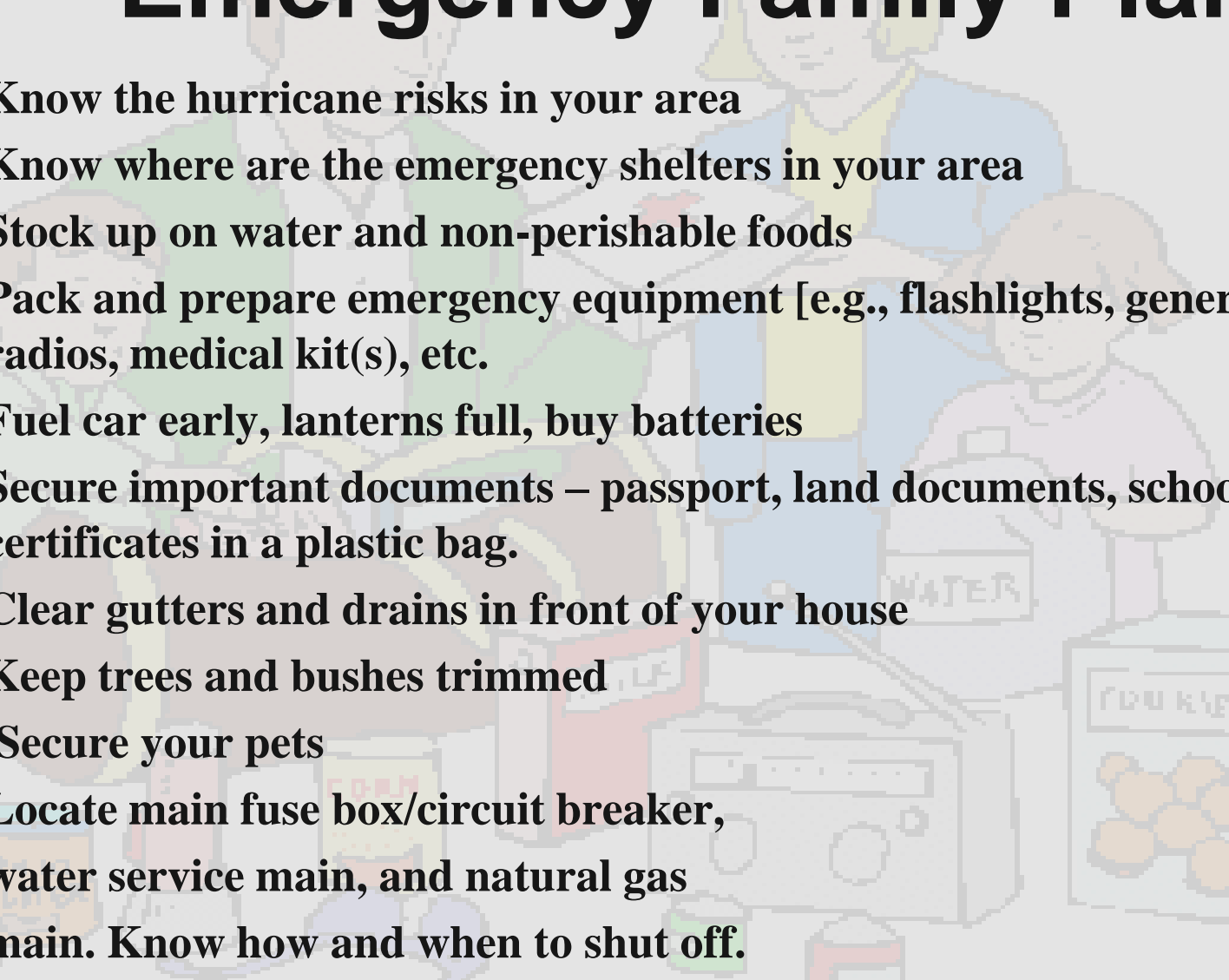


**Are YOU  
prepared in  
case of a  
Hurricane ?**



# Emergency Family Plan

- **Know the hurricane risks in your area**
- **Know where are the emergency shelters in your area**
- **Stock up on water and non-perishable foods**
- **Pack and prepare emergency equipment [e.g., flashlights, generator, radios, medical kit(s), etc.]**
- **Fuel car early, lanterns full, buy batteries**
- **Secure important documents – passport, land documents, school certificates in a plastic bag.**
- **Clear gutters and drains in front of your house**
- **Keep trees and bushes trimmed**
- **Secure your pets**
- **Locate main fuse box/circuit breaker, water service main, and natural gas main. Know how and when to shut off.**
- **Keep tools nearby**

- 
- # Emergency Family Plan
- **Know the hurricane risks in your area**
  - **Know where are the emergency shelters in your area**
  - **Stock up on water and non-perishable foods**
  - **Pack and prepare emergency equipment [e.g., flashlights, generator, radios, medical kit(s), etc.]**
  - **Fuel car early, lanterns full, buy batteries**
  - **Secure important documents – passport, land documents, school certificates in a plastic bag.**
  - **Clear gutters and drains in front of your house**
  - **Keep trees and bushes trimmed**
  - **Secure your pets**
  - **Locate main fuse box/circuit breaker, water service main, and natural gas main. Know how and when to shut off.**
  - **Keep tools nearby**

# Evacuating ?

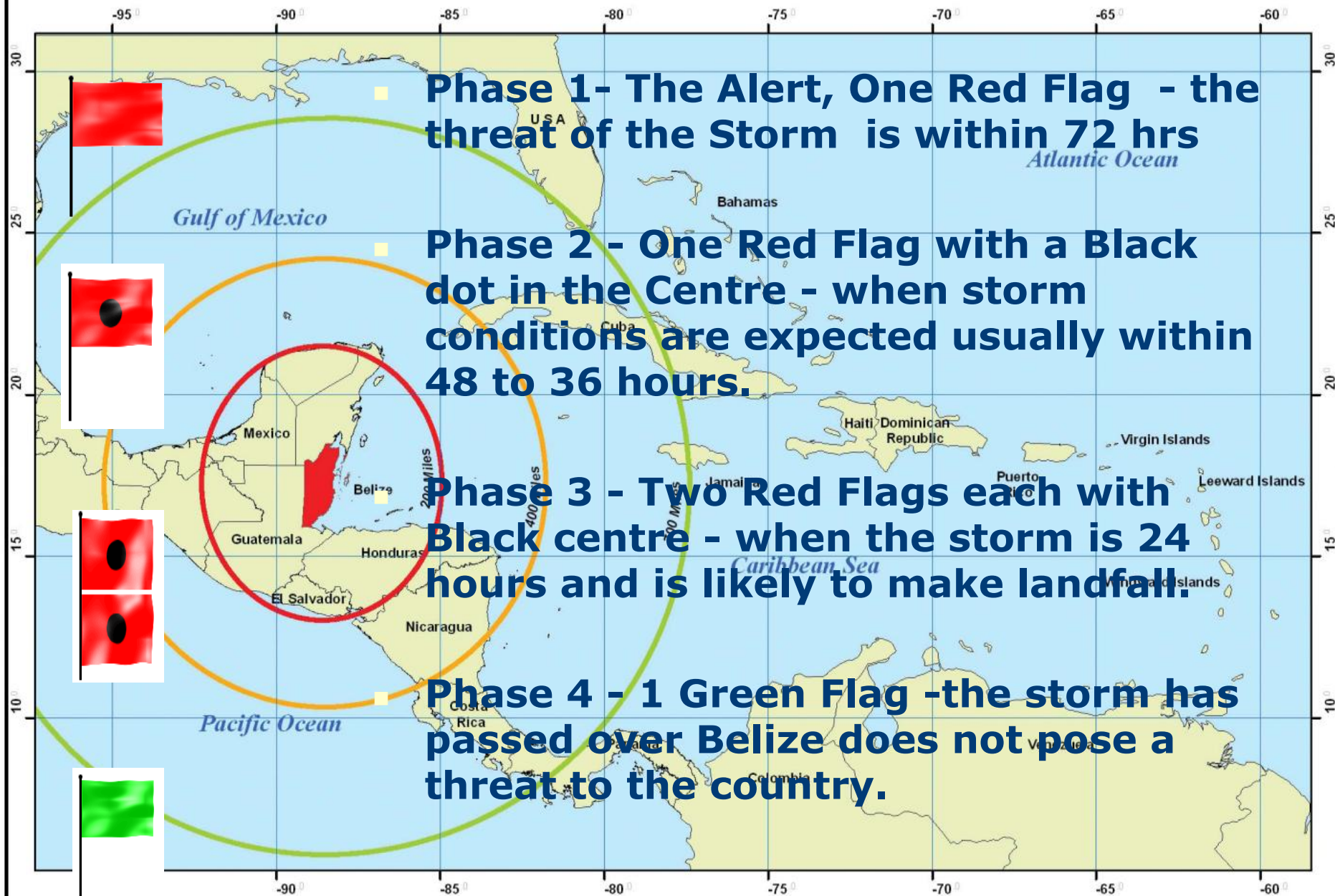
## WHEN EVACUATING ...

- Have a pre-set evacuation route
- Leave early and during daylight hours
- Travel light; Take food and water for three days
- Safely unplug all electronic equipment; Shut off water, gas, and electricity before leaving,
- If instructed to do so - Go to your designated shelter.
- Register all members of your family or group at shelter.
- Be prepared to help shelter personnel
- Notify neighbours, family, and work of your evacuation plans
- Make sure you Lock your house before you leave.





# NEMO Hurricane Tracking Chart





# ***DO NOT LISTEN TO RUMOURS.***

- Stay tuned to your local radio and television stations for *official hurricane* advisories and safety information from NEMO and the National Meteorological Service.



**Are YOU  
prepared in  
case of a  
Hurricane ?**