



Statistical Institute of Belize
 1902 Constitution Drive
 Belmopan City, Belize C.A.
 Phone: 501.822.2207 / 2352
 Fax: 502.822.3206
 Email: info@mail.sib.org.bz
 Web: www.sib.org.bz

Belize CPI

CONSUMER PRICE INDEX

July 30, 2014

JUNE 2014

Consumer Prices up 1.3% in June 2014

The consumer price index rose 1.3 percent to 103.4 in June 2014. This change was primarily attributed to higher transport and home rental prices, particularly in San Ignacio/Santa Elena, Orange Walk Town and Dangriga. As in previous months, the rise in the transport index was largely the result of higher international airfares and motor vehicle prices. Except for diesel, there was a slight decline in fuel prices from a year ago.

During the month, home rental prices increased 1.4 percent and were the main cause of the hike in the 'Housing, Water, Electricity, Gas and Other Fuels' index. As a result of the new tariff rates that came into effect in May, water rates increased 6.9 percent while the cost of electricity went down 7.9 percent.

Food prices, which have been increasing at an annual average rate of 2.2 percent since 2011, grew by less than one percent during the month. There were continued strong increases in the vegetables index, owing to limited supply of cabbages, however, these were dampened by decreases in the price of rice, breakfast cereals, pasta and eggs.

As shown in Figure 3, Punta Gorda and Belize City boasted the lowest inflation rates at less than one percent. Prices in San Ignacio/Santa Elena increased 2.4 percent, almost twice national average rate.

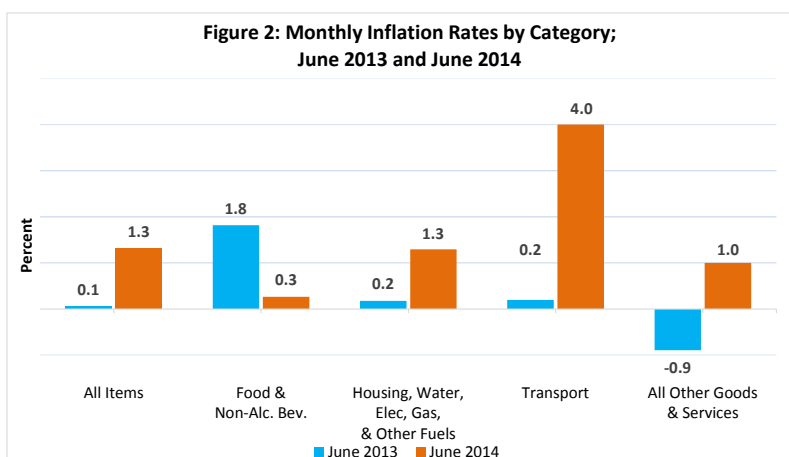
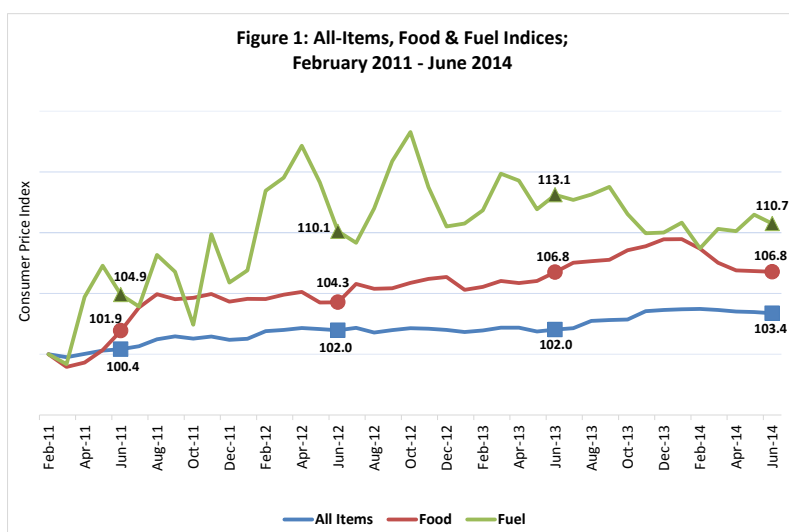


Figure 3: Inflation Rates by Municipality; June 2014

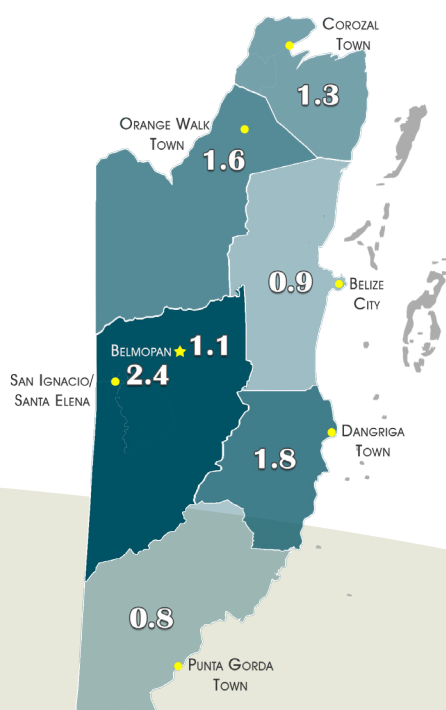


Table 1: Average Prices of Selected Foods and Fuel, June 2013 and June 2014

Item	June 2013	June 2014	% Change	
Ground Beef	1 Lb	4.89	5.13	↑ 5.0
Beef Steak	1 Lb	6.51	6.65	↑ 2.1
Pork Chops	1 Lb	6.56	6.62	↑ 0.8
Pig Tail	1 Lb	3.64	3.88	↑ 6.6
Whole Chicken	1 Lb	2.58	2.79	↑ 8.1
Rice (Retail)	1 Lb	1.21	1.15	↓ -4.9
Flour (Gitana)	1 Lb	0.95	0.97	↑ 1.6
Red Kidney Beans	1 Lb	1.99	2.31	↑ 16.3
Eggs	1 Dozen	3.47	3.29	↓ -5.1
Condensed Milk (Dutch Lady)	397 G	2.39	2.49	↑ 4.1
Milk (La La Light)	1 Litre	3.18	3.27	↑ 2.8
Yellow Onions	1 Lb	1.71	1.87	↑ 9.4
Sweet Pepper	1 Lb	3.59	2.79	↓ -22.4
Cabbage	1 Lb	1.07	1.64	↑ 52.7
Potatoes	1 Lb	1.53	1.69	↑ 10.9
Premium Gasoline	1 Gal	12.46	11.82	↓ -5.1
Regular Gasoline	1 Gal	11.89	11.43	↓ -3.9
Diesel	1 Gal	10.25	10.51	↑ 2.5
Butane	100 Lbs	113.38	115.75	↑ 2.1

For more information contact **Data Dissemination Department** at telephone numbers **822-2207/2352** or e-mail at info@mail.sib.org.bz. An Excel version of the tables contained in this release can be downloaded from our website at www.sib.org.bz