

GDP

Gross Domestic Product



Statistical
Institute of
BELIZE

1902 Constitution Drive
Belmopan, Belize C.A.

2ND QUARTER 2018

**Date Published:
AUGUST 29TH 2018**

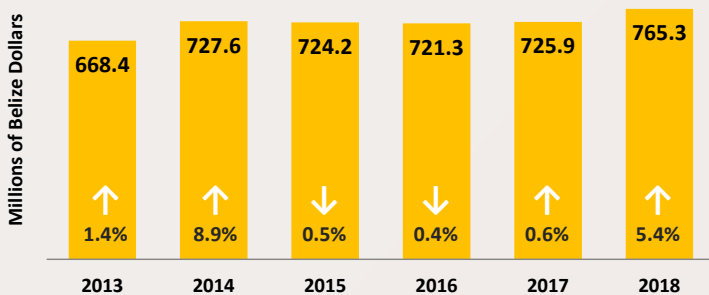
ECONOMIC ACTIVITY UP 5.4% IN SECOND QUARTER: GROWTH RECORDED ACROSS SECTORS

The Statistical Institute of Belize's preliminary Gross Domestic Product estimates for the second quarter of 2018 showed that, during the three months from April to June of this year, the country's overall level of economic activity increased by 5.4 percent when compared to the same period in 2017. The total value of goods and services produced in Belize was \$765.3 million, up almost \$40 million from \$725.9 million in the second quarter of 2017. As shown in Figure 2, the growth seen during the quarter was due to increases across all three sectors. For the first half of the year, the country's level of production was 3.4 percent higher than in 2017.

production dropped by more than one third, with orange fruit deliveries down by 33.1 percent due to aging fruit trees and citrus greening. Marine production continued to struggle, with reduced exports of shrimp, whole fish and lobster tails resulting in a 16.4 percent decline in production during the quarter.

SECONDARY ACTIVITIES: The secondary sector, which accounts for about one sixth of the country's economic activity, grew by 12.4 percent when compared to the second quarter of 2017. The 'Electricity and Water' sector recorded an increase of 38.2 percent in production during the quarter, largely due to a 45.6 percent surge in electricity generation as more local providers entered into the market and imports of electricity decreased (see Figure 4). Water generation also increased by one percent, due to an increase in demand. 'Construction' activities saw an increase of 7.6 percent during the period, as reflected in a 15.3 percent rise in cement imports and 4.4 percent growth in loans for building and construction. Manufacturing of beverages was up by 12.5 percent compared to the second quarter of 2017, due to a 9.9 percent increase in beer production as a result of higher demand. These gains were, nonetheless, partially offset by a significant decline of 36 percent in citrus concentrate production during the quarter.

Figure 1: Second Quarter Gross Domestic Product at Market Prices; 2013- 2018




Source: Statistical Institute of Belize

Figure 2:

GDP GROWTH RATE BY SECTOR SECOND QUARTER 2018

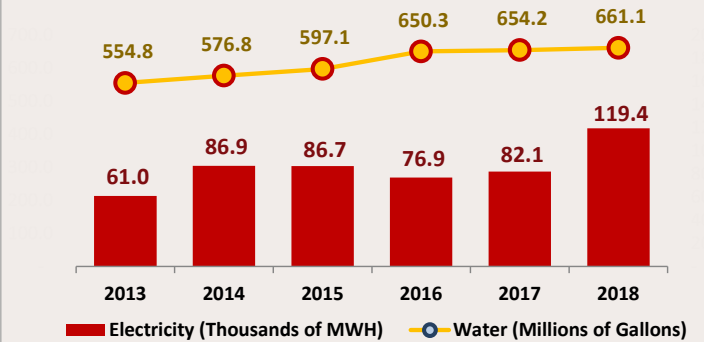
2018



Source: Statistical Institute of Belize

PRIMARY ACTIVITIES: Production in the primary sector grew by nine percent during the second quarter when compared to the same period last year, as several major industries recorded increases in production during the period. Sugarcane deliveries rose by 7.9 percent due to favourable weather conditions and improvements in milling efficiency at the factory. Banana shipments increased by 26.3 percent, from 19.6 thousand metric tons to 24.8 thousand metric tons, as the industry returned to normal levels of production following the negative effects of hurricane Earl in 2016 (see Figure 3). Livestock production also contributed positively to the growth in the primary sector for the second quarter, with cattle production rising by 22.5 percent, while pig production grew by 29.6 percent and poultry production was up 12.4 percent. Conversely, citrus

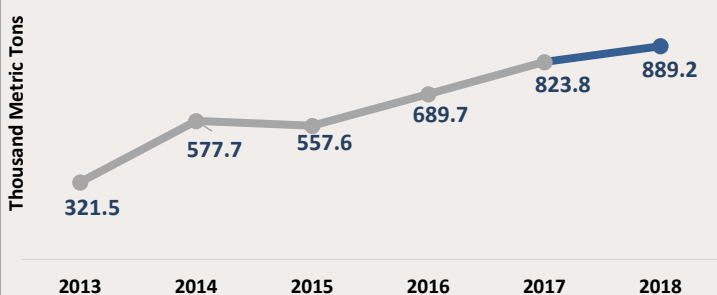
Figure 4: Second Quarter Electricity and Water Production; 2013- 2018



Source: Statistical Institute of Belize

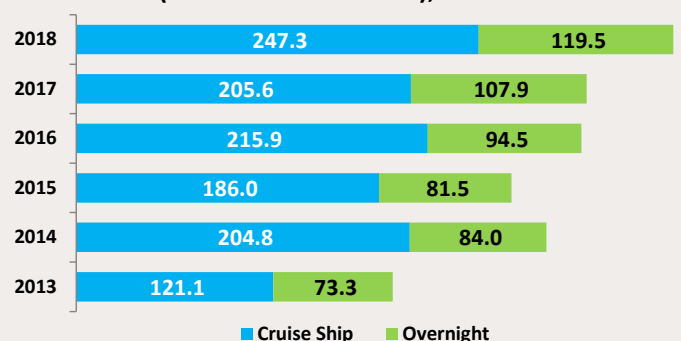
TERTIARY ACTIVITIES: The tertiary sector, which accounts for more than half of Belize's total economy, grew by 3.8 percent during second quarter of 2018 when compared to the same period of 2017. Within this sector, 'Accommodation and Food Services' grew by 9.3 percent during the quarter. The number of overnight visitors rose by more than 11 thousand persons, from 107.9 thousand in 2017 to 119.5 thousand in 2018, with increases being seen in the number of visitors from Canada, Europe and the United States of America. Cruise passengers increased by almost 42 thousand persons, from 205.6 thousand to 247.3 thousand, due to an additional fourteen cruise ship calls to the country in the months of May and June 2018 (see Figure 5). 'Wholesale and Retail Trade' recorded an increase of 6.1 percent, as imports expanded during the period, while 'Government Services' rose by 2.9 percent.

Figure 3: Second Quarter Banana Production; 2013 - 2018



Source: Statistical Institute of Belize

Figure 5: Second Quarter Tourist Arrivals (Thousands of Tourists); 2013 - 2018



Source: Statistical Institute of Belize